

*Here are several examples of the exercises; taken from the exercise portion of the book.*

# **EXERCISES 1 - 10**

**FOR**

**SECTION 1 - BEAT BARS**

**AND**

**SECTION 4 – NOTES AND RESTS**

## INSTRUCTIONS

- Given
1. A string of Beat Bars
  2. A Beat Number

Challenge A.

1. Group the Beat Bars so that the number of Beat Bars in each group is equal to the Beat Number. Place a Measure Bar between each group.
2. Underneath each Beat Bar write its name.
3. Place an Accent Sign above each Beat Bar that has the name "1".

Here is an example.

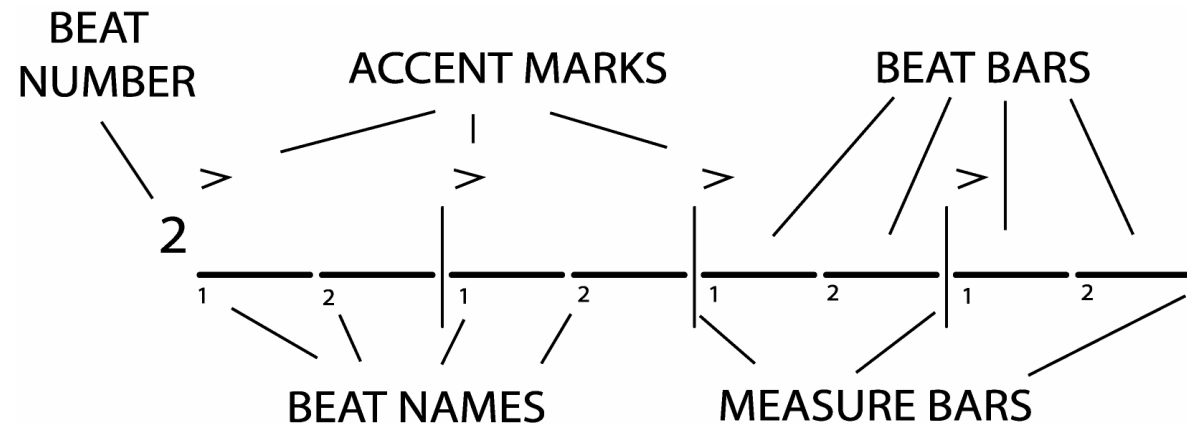


Figure 1

Challenge B

After you have studied Topic 17, use the instructions at the end of that topic to place notes and rests on the Beat Bars in Exercises 1 through 10.

**Exercise 1**

1. 1 

2. 1 

3. 1 

4. 2 

5. 2 

6. 2 

7. 3 

8. 3 

9. 3 

10. 3 

## **ACTION EXERCISE**

**Select lines of beat bars at random and clap or play the rhythms.  
Clap or play at least one line from each exercise.**

## **CREATIVE EXERCISE**

**Write your own lines of beat bars.  
Each line should have at least four BEAT GROUPS or MEASURES.**

**Write at least one line with TWO BEAT BARS in a MEASURE.  
Write at least one line with THREE BEAT BARS in a MEASURE.  
Write at least one line with FOUR BEAT BARS in a MEASURE.  
Write at least one line with FIVE BEAT BARS in a MEASURE.  
Write at least one line with SIX BEAT BARS in a MEASURE.**

**Clap or play the rhythms that you have created.**

**EXERCISES 51 – 70**

**FOR**

**SECTION 4 – NOTES AND RESTS**

**(COMPARATIVE NOTATION EXERCISES USING NOTES)**

Each of these exercises is made up of four lines. The rhythmic pattern of each line is identical. You will complete these exercises by placing notes on the Beat Bars as designated by the time signature. The purpose of these exercises is to clearly demonstrate how the same rhythmic pattern can be played using different notation.

**Exercise 51**

1. 4  
1 1 & 2 3 & 4



2. 4  
2

3. 4  
4

4. 4  
8



**Exercise 66**

3                    3                    3                    3                    3                    3                    3

1. 4  |  ||



1 1 di da 2 da 3 di da 4 da 1 di da 2 di da 3 da 4

3                    3                    3                    3                    3                    3                    3

2. 4  |  ||



2

3                    3                    3                    3                    3                    3                    3

3. 4  |  ||

4


3                    3                    3                    3                    3                    3                    3

4. 4  |  ||

8


**Exercise 68**

3                    3                    3                    3                    5                    6

1. 4 

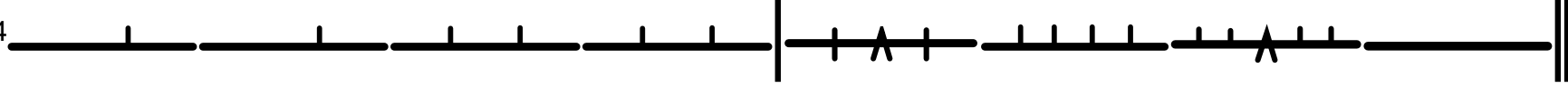
1 1        da 2        da 3 di da 4 di da | 1 e & ah 2 <sup>2</sup> <sup>3</sup> <sup>4</sup> <sup>5</sup> 3 di da & di da 4

3                    3                    3                    3                    5                    6

2. 4 

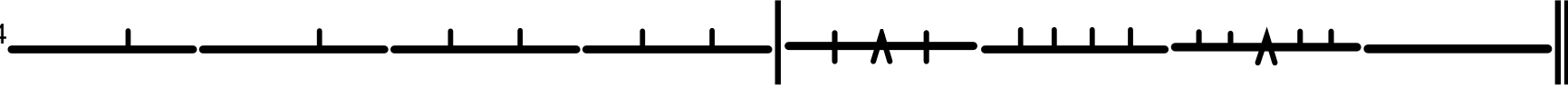
2

3                    3                    3                    3                    5                    6

3. 4 

4

3                    3                    3                    3                    5                    6

4. 4 

8



## **ACTION EXERCISE**

**Clap or play each exercise**

**Find one or more partners and have each one select a different exercise that has the same number of beats per measure as the one you have selected. Have all participants clap or play his or her selected exercise at the same time. Do this using different speeds (tempos).**

## **CREATIVE EXERCISE**

**Select at least eight of the short beat bar compositions that you have previously written (when doing Exercises 1-50).**

**On at least two, place notes on the beat bars, with the Whole Note = to 1 beat.**

**On at least two, place notes on the beat bars, with the Half Note = to 1 beat.**

**On at least two, place notes on the beat bars, with the Quarter Note = to 1 beat.**

**On at least two, place notes on the beat bars, with the Eighth Note = to 1 beat.**

**Clap or play your compositions.**